



Sun Windows, Inc  
Owensboro, KY  
270-684-0691

## Freeze Spray Frostpoint Procedure

### BACKGROUND


Purpose of procedure is for determining whether seal failure of an Insulating Glass Unit has occurred. The Blow Off Freeze Spray uses a refrigerant (tetrafluoroethane) that reduces the glass surface temperature by approximately 60°F when using the below procedure. By spraying the roomside #4 surface, the inner glass (#3) surface temperature drops from 70°F to roughly 10°F, which essentially simulates outdoor winter conditions. If seal failure of the unit has occurred moisture will form on the inside surface (#3 surface) of the insulating glass unit.

### CAUTION


Avoid contact to skin as spray temperatures are below -60°F.

### PROCEDURE

1. Testing of window must be done from inside home, on the roomside pane. Testing conducted on exterior glass pane in temperatures below 40°F could result in false frostpoint failure.
2. Holding the Freeze Spray can upright and with the extension tube approximately 1 inch away from the glass surface, pull the trigger for 5 seconds.



Nozzle of Freeze spray should be held approximately 1 inch from glass surface.



Frost formation on the roomside surface immediately after 5 seconds of spraying with Freeze Spray.



Sun Windows, Inc  
 Owensboro, KY  
 270-684-0691


**Frost/Moisture on the roomside #4 surface is NOT a Failure.**

3. A frost will form on the roomside surface after spraying for five seconds. Allow additional 5 seconds for the airspace side (#3 surface) of the indoor glass lite to reach the desired glass temperature for determining if a seal failure has occurred. It is important to wipe the glass surface with Isopropyl Alcohol (IPA) after the 5 seconds of dwell time to remove the frost that has formed on the roomside surface.

**Formation of frost on the roomside surface (#4 surface) is not a failure.**



4. If after removal of exterior frost/moisture by wiping with IPA and paper towel, there is moisture visible on the airspace side (#3 surface) between the panes of glass the unit is considered failed. If no moisture is visible between the panes of glass the unit is not a failure and should not be replaced.



Confirmed failure.  
 Moisture is between the panes of glass. It cannot be removed by wiping with IPA/paper towel.

**Freeze Spray can be purchased from:**

[www.All-Spec.com](http://www.All-Spec.com):

Product Description:  
 Micro-Freeze Spray 10oz  
 All Spec#: MCC-FRZ-34160  
 Price: \$9.00 to \$10.00 per can

Also generic Freeze Spray Available from Walmart:  
 CRC Freeze Spray - freeze spray (Set of 12) CRC Freeze Spray  
 Brand: CRC; UPC: 078254140865; SKU: 125-14086

