




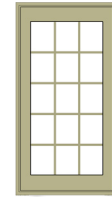
1. The door drawings in this catalog are not necessarily all scaled the same. Drawings are intended for visual reference only and are not suitable for architectural purposes.
2. The Call Size is a unique identification number for the product type and size. Use this number to specify unit and size wanted.
3. A dimension page at the back of this section gives precise specifications for all the major dimension for this product. Please refer to it for additional size information.
4. All units are available with or without grilles. Drawings show the standard grille lite division for the product as a stand-alone unit. When mulling with other units grille lite division may vary.
5. Unit may be mulled with others to form a combination unit. Rough Opening should be adjusted to account for the additional units. Generally, add the unit dimensions together and add 1/2" for the rough opening.
6. The standard jamb depth is 4-9/16". Jamb Extension may be added to increase the interior wood jamb depth up to 6-9/16". Specify exact jamb depth needed. Exterior Frame Extensions are also available to increase the jamb depth to 6-9/16".
7. Exterior Dimensions with Brick Mold, add 2.75" to the width and add 1.375" to the height. Note: interior frame and rough opening dimensions are not affected.

Call Height	5-0		6-0		7-6		9-0		12-0		Call Width		
	Unit/Frame H.	58 7/8"		70 7/8"		90 3/4"		108 3/4"		140 15/16"		Unit/Frame Width	
R.O. Height	4'-11 3/8"		5'-11 3/8"		7'-7 1/4"		9'-1 1/4"		11'-9 7/16"		R.O. Width		
Panel Height	30"		36"		30"		36"		36"		Panel Width		
6-8	80 1/16"	6'-9"	78"	1 CSD5068		3 CSD6068		5 CSD7668		7 CSD9068		9 CSD12068	
8-0	95 1/16"	8'-0"	94"	2 CSD5080		4 CSD6080		6 CSD7680		8 CSD9080			

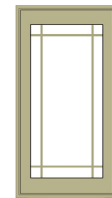
Grille Patterns



No Grille



Colonial



Lexington

Fixed Panels Units

Call Height	2-6		3-0		Call Width		
	Unit/Frame H.	31 7/8"		37 7/8"		Unit/Frame Width	
R.O. Height	2'-8 3/8"		3'-2 3/8"		R.O. Width		
Panel Height	30"		36"		Panel Width		
6-8	80 1/16"	6'-9"	78"	1 CSD2668		3 CSD3068	
8-0	95 1/16"	8'-0"	94"	2 CSD2680		4 CSD3080	

Operation Options for Sliding Doors - Specify the operation for the door as shown below. Operation is as viewed from the outside.



RF



FL



RFF



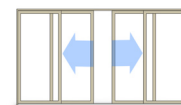
FRF



FLF



FFL



FLRF