



Call Height - DH	Call Width							Call Width Unit/Frame Width				
	16	20	24	28	32	36	40					
	20"	24"	28"	32"	36"	40"	44"					
14	30 3/16"	34 3/16"	38 3/16"	42 3/16"	46 3/16"	50 3/16"	54 3/16"	58 3/16"	62 3/16"	66 3/16"	70 3/16"	74 3/16"
16	34 3/16"	38 3/16"	42 3/16"	46 3/16"	50 3/16"	54 3/16"	58 3/16"	62 3/16"	66 3/16"	70 3/16"	74 3/16"	
20	42 3/16"	46 3/16"	50 3/16"	54 3/16"	58 3/16"	62 3/16"	66 3/16"	70 3/16"	74 3/16"			
22	46 3/16"	50 3/16"	54 3/16"	58 3/16"	62 3/16"	66 3/16"	70 3/16"	74 3/16"				
24	50 3/16"	54 3/16"	58 3/16"	62 3/16"	66 3/16"	70 3/16"	74 3/16"					
28	58 3/16"	62 3/16"	66 3/16"	70 3/16"	74 3/16"							
30	62 3/16"	66 3/16"	70 3/16"	74 3/16"								
32	66 3/16"	70 3/16"	74 3/16"									
34	70 3/16"	74 3/16"										
Call Height - FX	30 3/16"	34 3/16"	38 3/16"	42 3/16"	46 3/16"	50 3/16"	54 3/16"	58 3/16"	62 3/16"	66 3/16"	70 3/16"	74 3/16"
Unit/Frame Ht.	34 3/16"	38 3/16"	42 3/16"	46 3/16"	50 3/16"	54 3/16"	58 3/16"	62 3/16"	66 3/16"	70 3/16"	74 3/16"	
R.O. Ht.	2'-10 3/4"	3'-2 3/4"	3'-10 3/4"	4'-2 3/4"	4'-6 3/4"	5'-2 3/4"	5'-6 3/4"	5'-10 3/4"	6'-2 3/4"			
	1-8 1/2"	2'-0 1/2"	2'-4 1/2"	2'-8 1/2"	3'-0 1/2"	3'-4 1/2"	3'-8 1/2"					
	1	10	19	28	37	46	55					
	C2DZ1614	C2DZ2014	C2DZ2414	C2DZ2814	C2DZ3214	C2DZ3614	C2DZ4014					
	2	11	20	29	38	47	56					
	C2DZ1616	C2DZ2016	C2DZ2416	C2DZ2816	C2DZ3216	C2DZ3616	C2DZ4016					
	3	12	21	30	39	48	57					
	C2DZ1620	C2DZ2020	C2DZ2420	C2DZ2820	C2DZ3220	C2DZ3620	C2DZ4020					
	4	13	22	31	40	49	58					
	C2DZ1622	C2DZ2022	C2DZ2422	C2DZ2822	C2DZ3222	C2DZ3622	C2DZ4022					
	5	14	23	32	41	50	59					
	C2DZ1624	C2DZ2024	C2DZ2424	C2DZ2824	C2DZ3224	C2DZ3624	C2DZ4024					
	6	15	24	33	42	51	60					
	C2DZ1628	C2DZ2028	C2DZ2428	C2DZ2828	C2DZ3228	C2DZ3628	C2DZ4028					
	7	16	25	34	43	52	61					
	C2DZ1630	C2DZ2030	C2DZ2430	C2DZ2830	C2DZ3230	C2DZ3630	C2DZ4030					
	8	17	26	35	44	53	62					
	C2DZ1632	C2DZ2032	C2DZ2432	C2DZ2832	C2DZ3232	C2DZ3632	C2DZ4032					
	9	18	27	36	45	54	63					
	C2DZ1634	C2DZ2034	C2DZ2434	C2DZ2834	C2DZ3234	C2DZ3634	C2DZ4034					

Grille Patterns



No Grille



Colonial



Lexington

Multi-Wide Unit Dimensions

	16	20	24	28	32	36	40
Unit W.	20"	24"	28"	32"	36"	40"	44"
1-wide	RO W. 20-1/2"	24-1/2"	28-1/2"	32-1/2"	36-1/2"	40-1/2"	44-1/2"
2-wide	Unit W. 40"	48"	56"	64"	72"	80"	88"
3-wide	RO W. 60-1/2"	72-1/2"	84-1/2"	96-1/2"	108-1/2"	120-1/2"	132-1/2"

Cottage Grille Patterns



No Grille



Colonial



Lexington

Oriel Grille Patterns



No Grille



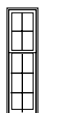
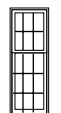
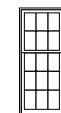
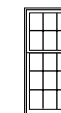


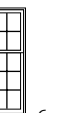
Colonial



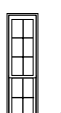
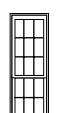
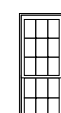




Lexington

Call Height - DH	Call Width							Call Width Unit/Frame Width
	16	20	24	28	32	36	40	
	20"	24"	28"	32"	36"	40"	44"	
24/36	62 3/16"	66 3/16"	70 3/16"	74 3/16"				
36/24	62 3/16"	66 3/16"	70 3/16"	74 3/16"				
Call Height - FX	62 3/16"	66 3/16"	70 3/16"	74 3/16"				
Unit/Frame Ht.	66 3/16"	70 3/16"	74 3/16"					
R.O. Ht.	5'-6 3/4"							
	1'-8 1/2"	2'-0 1/2"	2'-4 1/2"	2'-8 1/2"	3'-0 1/2"	3'-4 1/2"	3'-8 1/2"	
	1	2	3	4	5	6	7	
	1624/36	2024/36	2424/36	2824/36	3224/36	3624/36	4024/36	
	8	9	10	11	12	13	14	
	1636/24	2036/24	2436/24	2836/24	3236/24	3636/24	4036/24	

Cottage Style Double Hungs

						
1	2	3	4	5	6	7
1624/36	2024/36	2424/36	2824/36	3224/36	3624/36	4024/36

Oriel Style Double Hungs

						
8	9	10	11	12	13	14
1636/24	2036/24	2436/24	2836/24	3236/24	3636/24	4036/24



Call Height Unit Height R.O. Height	12	16	20	24	26	28	32	Call Width	
	16"	20"	24"	28"	30"	32"	36"	Unit/Frame Width R.O. Width	
28 32" 2'-8 1/2"	1	10	19	28	37	46			
32 36" 3'-0 1/2"	2	11	20	29	38	47	55		
36 40" 3'-4 1/2"	3	12	21	30	39	48	56		
44 48" 4'-0 1/2"	4	13	22	31	40	49	57		
48 52" 4'-4 1/2"	5	14	23	32	41	50	58		
55 59" 4'-11 1/2"	6	15	24	33	42	51	59		
60 64" 5'-4 1/2"	7	16	25	34	43	52	60		
68 72" 6'-0 1/2"	8	17	26	35	44	53	61		
74 78" 6'-6 1/2"	9	18	27	36	45	54			
Call Height Unit Height R.O. Height	28	32	36	44	48	55	60	68	Call Width
12 16"	32"	36"	40"	48"	52"	59"	64"	72"	Unit/Frame Width R.O. Width
2'-8 1/2"	1	7	14	21	28	31	34	37	
16 20" 1'-8 1/2"	2	8	15	22	29	32	35	38	
20 24" 2'-0 1/2"	3	9	16	23	30	33	36	39	
24 28" 2'-4 1/2"	4	10	17	24					
26 30" 2'-6 1/2"	5	11	18	25					
28 32" 2'-8 1/2"	6	12	19	26					
32 36" 3'-0 1/2"	13	20	27						

Grille Patterns



No Grille



Colonial



Lexington

Operation Options



L = Left



R = Right



F = Fixed

Multi-Wide Unit Dimensions

	Call W.	12	16	20	24	28	32
1-wide	Unit W.	16"	20"	24"	28"	32"	36"
	RO W.	16-1/2"	20-1/2"	24-1/2"	28-1/2"	32-1/2"	36-1/2"
2-wide	Unit W.	32"	40"	48"	56"	64"	72"
	RO W.	32-1/2"	40-1/2"	48-1/2"	56-1/2"	64-1/2"	72-1/2"
3-wide	Unit W.	48"	60"	72"	84"	96"	108"
	RO W.	48-1/2"	60-1/2"	72-1/2"	84-1/2"	96-1/2"	108-1/2"
4-wide	Unit W.	64"	80"	96"	112"	128"	144"
	RO W.	64-1/2"	80-1/2"	96-1/2"	112-1/2"	128-1/2"	144-1/2"

Grille Patterns



No Grille



Colonial



Lexington



Casement Fixed Lite Sizes

Full Circle, Oval & Octagon Window Sizes

Call Height	12	16	20	24	26	28	32	36	44	52	60	68	Call W
Unit Height	16"	20"	24"	28"	30"	32"	36"	40"	48"	56"	64"	72"	Unit W
R.O. Height	1'-4 1/2"	1'-8 1/2"	2'-0 1/2"	2'-4 1/2"	2'-6 1/2"	2'-8 1/2"	3'-0 1/2"	3'-4 1/2"	4'-0 1/2"	4'-8 1/2"	5'-4 1/2"	6'-0 1/2"	R.O. W
28	C2CF1228	C2CF1628	C2CF2028	C2CF2428	C2CF2628	C2CF2828	C2CF3228	C2CF3628	C2CF4428	C2CF5228	C2CF6028	C2CF6828	100
32	C2CF1232	C2CF1632	C2CF2032	C2CF2432	C2CF2632	C2CF2832	C2CF3232	C2CF3632	C2CF4432	C2CF5232	C2CF6032	C2CF6832	101
36	C2CF1236	C2CF1636	C2CF2036	C2CF2436	C2CF2636	C2CF2836	C2CF3236	C2CF3636	C2CF4436	C2CF5236	C2CF6036	C2CF6836	102
44	C2CF1244	C2CF1644	C2CF2044	C2CF2444	C2CF2644	C2CF2844	C2CF3244	C2CF3644	C2CF4444	C2CF5244	C2CF6044	C2CF6844	103
48	C2CF1248	C2CF1648	C2CF2048	C2CF2448	C2CF2648	C2CF2848	C2CF3248	C2CF3648	C2CF4448	C2CF5248	C2CF6048	C2CF6848	104
55	C2CF1255	C2CF1655	C2CF2055	C2CF2455	C2CF2655	C2CF2855	C2CF3255	C2CF3655	C2CF4455	C2CF5255	C2CF6055	C2CF6855	105
60	C2CF1260	C2CF1660	C2CF2060	C2CF2460	C2CF2660	C2CF2860	C2CF3260	C2CF3660	C2CF4460	C2CF5260	C2CF6060	C2CF6860	106
68	C2CF1268	C2CF1668	C2CF2068	C2CF2468	C2CF2668	C2CF2868	C2CF3268	C2CF3668	C2CF4468	C2CF5268	C2CF6068	C2CF6868	107
74	C2CF1274	C2CF1674	C2CF2074	C2CF2474	C2CF2674	C2CF2874	C2CF3274	C2CF3674	C2CF4474	C2CF5274	C2CF6074	C2CF6874	108

Grille Patterns



No Grille Colonial Lexington

Full Circles

Call Height	20	28	32	44	68	Call W.
Unit/Frame Height	24"	32"	36"	48"	72"	Unit W.
R.O. Height	2'-0 1/2"	2'-8 1/2"	3'-0 1/2"	4'-0 1/2"	6'-0 1/2"	R.O. W.
	12"	16"	18"	24"	36"	Radius

1	2	3	4	5	Call Size
CFC20	CFC28	CFC32	CFC44	CFC68	Call Size
24"	32"	36"	48"	72"	Unit W.
24"	32"	36"	48"	72"	Unit H.
2'-0 1/2"	2'-8 1/2"	3'-0 1/2"	4'-0 1/2"	6'-0 1/2"	R.O. W.
2'-0 1/2"	2'-8 1/2"	3'-0 1/2"	4'-0 1/2"	6'-0 1/2"	R.O.H.

Ovals

Call Height	20	32	Call W.
Unit/Frame Height	24"	36"	Unit W.
R.O. Height	2'-0 1/2"	3'-0 1/2"	R.O. W.
	12"	18"	Radius

1	2	Call Size
COV2032	COV3252	Call Size
24"	36"	Unit W.
36"	56"	Unit H.
2'-0 1/2"	3'-0 1/2"	R.O. W.
3'-0 1/2"	4'-8 1/2"	R.O.H.

Octagons

Call Height	20	Call W.
Unit/Frame Height	24"	Unit W.
R.O. Height	2'-0 1/2"	R.O. W.
	12"	Radius

1	Call Size
COG2032	Call Size
24"	Unit W.
24"	Unit H.
2'-0 1/2"	R.O. W.
2'-0 1/2"	R.O.H.

2	Call Size
COG2032	Call Size
24"	Unit W.
36"	Unit H.
2'-0 1/2"	R.O. W.
3'-0 1/2"	R.O.H.



Transom, Round Top & Arch Top Sizes

Call Height - DH Call Height - FX Unit/Frame Height R.O. Height	Transoms														Call Width
	12	16	20	24	26	28	32	36	40	44	52	60	68	Unit Width	
12 16"	16"	20"	24"	28"	30"	32"	36"	40"	44"	48"	56"	64"	72"	R.O. Width	
16 20"	1'-4 1/2"	1'-8 1/2"	2'-0 1/2"	2'-4 1/2"	2'-6 1/2"	2'-8 1/2"	3'-0 1/2"	3'-4 1/2"	3'-8 1/2"	4'-0 1/2"	4'-8 1/2"	5'-4 1/2"	6'-0 1/2"	R.O. Width	
20 24"															
24 28"															

Note: Grille pattern and lite division shown matches double hung products. Grille pattern and lite division for casement products will adjust to match casement lite division (see casement page).

Call Height - DH Call Height - FX Shoulder Height	Round Tops										Call W.
	20	24	28	32	36	44	52	60	68	Unit W.	
1"	24"	28"	32"	36"	40"	48"	56"	64"	72"	Radius	
	2'-0 1/2"	2'-4 1/2"	2'-8 1/2"	3'-0 1/2"	3'-4 1/2"	4'-0 1/2"	4'-8 1/2"	5'-4 1/2"	6'-0 1/2"	R.O. W.	
	12"	14"	16"	18"	20"	24"	28"	32"	36"	Radius	
	CR20	CR24	CR28	CR32	CR36	CR44	CR52	CR60	CR68	Call Size	
	24"	28"	32"	36"	40"	48"	56"	64"	72"	Unit W.	
	13"	15"	17"	19"	21"	25"	29"	33"	37"	Unit H.	
	2'-0 1/2"	2'-4 1/2"	2'-8 1/2"	3'-0 1/2"	3'-4 1/2"	4'-0 1/2"	4'-8 1/2"	5'-4 1/2"	6'-0 1/2"	R.O. W.	
	1'-1 1/2"	1'-3 1/2"	1'-5 1/2"	1'-7 1/2"	1'-9 1/2"	2'-1 1/2"	2'-5 1/2"	2'-9 1/2"	3'-1 1/2"	R.O.H.	

Note: Grille pattern and lite division shown matches double hung products. Grille pattern and lite division for casement products will adjust to match casement lite division (see casement page). Grille shown is Sunburst pattern. Additional patterns are available. See Sun Product Guide or visit www.sunwindows.com for more information.

Call Height - DH Call Height - FX Shoulder Height	Arch Tops										Call W.
	20	24	28	32	36	44	52	60	68	Unit W.	
4"	24"	28"	32"	36"	40"	48"	56"	64"	72"	Radius	
	2'-0 1/2"	2'-4 1/2"	2'-8 1/2"	3'-0 1/2"	3'-4 1/2"	4'-0 1/2"	4'-8 1/2"	5'-4 1/2"	6'-0 1/2"	R.O. W.	
	18"	24"	24"	30"	36"	42"	54"	60"	72"	Radius	
	4-9/16"	4-1/2"	6-1/8"	6"	6-1/16"	7-9/16"	7-13/16"	9-1/4"	9-5/8"	Cord H.	
8"											
	CA204	CA244	CA284	CA324	CA364	CA444	CA524	CA604	CA684	Call Size	
	24"	28"	32"	36"	40"	48"	56"	64"	72"	Unit W.	
	12 9/16"	12 1/2"	14 1/8"	14"	14 1/16"	15 9/16"	15 13/16"	17 1/4"	17 5/8"	Unit H.	
	2'-0 1/2"	2'-4 1/2"	2'-8 1/2"	3'-0 1/2"	3'-4 1/2"	4'-0 1/2"	4'-8 1/2"	5'-4 1/2"	6'-0 1/2"	R.O. W.	
	1'-1 1/16"	1'-1"	1'-2 5/8"	1'-2 1/2"	1'-2 9/16"	1'-4 1/16"	1'-4 5/16"	1'-5 3/4"	1'-6 1/8"	R.O.H.	
12"											
	CA208	CA248	CA288	CA328	CA368	CA448	CA528	CA608	CA688	Call Size	
	24"	28"	32"	36"	40"	48"	56"	64"	72"	Unit W.	
	16 9/16"	16 1/2"	18 1/8"	18"	18 1/16"	19 9/16"	19 13/16"	21 1/4"	21 5/8"	Unit H.	
	2'-0 1/2"	2'-4 1/2"	2'-8 1/2"	3'-0 1/2"	3'-4 1/2"	4'-0 1/2"	4'-8 1/2"	5'-4 1/2"	6'-0 1/2"	R.O. W.	
	1'-5 1/16"	1'-5"	1'-6 5/8"	1'-6 1/2"	1'-6 9/16"	1'-8 1/16"	1'-8 5/16"	1'-9 3/4"	1'-10 1/8"	R.O.H.	

Note: Grille pattern and lite division shown matches double hung products. Grille pattern and lite division for casement products will adjust to match casement lite division (see casement page). Grille shown is Spoke pattern for Call Height 4 units and Renaissance pattern for Call Height 8 units. Additional patterns are available. See Sun Product Guide or visit www.sunwindows.com for more information.

Also Available in Extended Heights



Arch Top
(Extended Height)



Extended Round Top

Round Tops and Arch Tops are available in extended heights to match the shoulder height of double hung and casement windows. See the Sun Product Guide or www.sunwindows.com for more information.

Round Top Grille Patterns



Arch Top Grille Patterns





Call Height - DH Call Height - FX	Quarter Round Tops - Left or Right (Left Shown) Specify direction when ordering. Direction is as viewed from the outside									
	20	24	28	32	36	44	52	60	68	Call W.
Shoulder Height	24"	28"	32"	36"	40"	48"	56"	64"	72"	Unit W.
0"	2'-0 1/2"	2'-4 1/2"	2'-8 1/2"	3'-0 1/2"	3'-4 1/2"	4'-0 1/2"	4'-8 1/2"	5'-4 1/2"	6'-0 1/2"	R.O. W.
	24"	28"	32"	36"	40"	48"	56"	64"	72"	Radius
	24"	28"	32"	36"	40"	48"	56"	64"	72"	Cord H.

Quarter Round Tops - 2-wide units (1 Left & 1 Right)									
	CQR20-2	CQR24-2	CQR28-2	CQR32-2	Call Size				
	48"	56"	64"	72"	Unit W.				
	24"	28"	32"	36"	Unit H.				
	4'-0 1/2"	4'-8 1/2"	5'-4 1/2"	6'-0 1/2"	R.O. W.				
	2'-0 1/2"	2'-4 1/2"	2'-8 1/2"	3'-0 1/2"	R.O.H.				

Note: Grille pattern and lite division shown matches double hung products. Grille pattern and lite division for casement products will adjust to match casement lite division (see casement page). Grille shown is Spoke pattern. Additional patterns are available. See Sun Product Guide or visit www.sunwindows.com for more information.

Call Height - DH Call Height - FX	Eyebrow Window									
	20	24	28	32	36	44	52	60	68	Call W.
Shoulder Height	24"	28"	32"	36"	40"	48"	56"	64"	72"	Unit W.
0"	2'-0 1/2"	2'-4 1/2"	2'-8 1/2"	3'-0 1/2"	3'-4 1/2"	4'-0 1/2"	4'-8 1/2"	5'-4 1/2"	6'-0 1/2"	R.O. W.
					28"	32"	36"	42"		Radius
					13 9/16"	16 1/2"	19 1/2"	20 3/8"		Cord H.

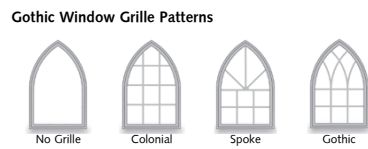
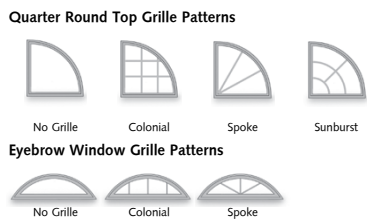
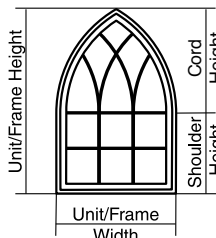
	CE44	CE52	CE60	CE68	Call Size
	48"	56"	64"	72"	Unit W.
	13 9/16"	16 1/2"	19 1/2"	20 3/8"	Unit H.
	4'-0 1/2"	4'-8 1/2"	5'-4 1/2"	6'-0 1/2"	R.O. W.
	1'-2 1/16"	1'-5"	1'-8"	1'-8 7/8"	R.O.H.

Note: Grille pattern and lite division shown matches double hung products. Grille pattern and lite division for casement products will adjust to match casement lite division (see casement page). Grille shown is Spoke pattern. Additional patterns are available. See Sun Product Guide or visit www.sunwindows.com for more information.

Call Height - DH Call Height - FX	Gothic Window									
	20	24	28	32	36	44	52	60	68	Call W.
Shoulder Height	24"	28"	32"	36"	40"	48"	56"	64"	72"	Unit W.
0"	2'-0 1/2"	2'-4 1/2"	2'-8 1/2"	3'-0 1/2"	3'-4 1/2"	4'-0 1/2"	4'-8 1/2"	5'-4 1/2"	6'-0 1/2"	R.O. W.
	32"	32"		36"		48"				Radius
	25"	26 7/16"		31 3/16"		41 9/16"				Cord H.

(see each)	1	2	3	4	Call Size
	CDG2012	CDG2416	CDG3220	CDG4420	Unit W.
	24"	28"	36"	48"	Unit H.
	41"	46 7/16"	55 3/16"	65 9/16"	R.O. W.
	2'-0 1/2"	2'-4 1/2"	3'-0 1/2"	4'-0 1/2"	R.O. W.
	3'-5 1/2"	3'-10 15/16"	4'-7 11/16"	5'-6 1/16"	R.O.H.

Note: Grille pattern and lite division shown matches double hung products. Grille pattern and lite division for casement products will adjust to match casement lite division (see casement page). Grille shown is Gothic pattern. Additional patterns are available. See Sun Product Guide or visit www.sunwindows.com for more information.





Inswing & True French Door Sizes

		1-Panel Units: Inswing Door						
		Fixed Only						
Call Height	Unit/Frame H.	2-0	2-6	2-8	3-0	3-3	Call Width	Unit/Frame Width
		2'-0 7/8"	2'-6 7/8"	2'-8 7/8"	3'-0 7/8"	3'-3 7/8"		
	R.O. Height	Panel Height						
	6-8"	79 1/2"	6-8"	77 1/16"				
6-8"	79 1/2"							
		CID2068	CID2668	CID2868	CID3068	CID3368		
		1	4	7	10	13		
6-11"	82 1/2"							
		CID20611	CID26611	CID28611	CID30611	CID33611		
		2	5	8	11	14		
8-0"	93 1/16"							
		CID2080	CID2680	CID2880	CID3080			
		3	6	9	12			

		Sidelites					
		1-2	1-4	1-6	Call Width		
Call Height	Unit/Frame H.	13 13/16"	15 13/16"	17 13/16"	Unit/Frame Width		
		1'-2 5/16"	1'-4 5/16"	1'-6 5/16"	R.O. Width		
	R.O. Height	Panel Height					
	6-8"						
6-8"	79 1/2"						
		CIL1268	CIL1468	CIL1668			
		1	4	7			
6-11"	82 1/2"						
		CIL12611	CIL14611	CIL1611			
		2	5	8			
8-0"	93 1/16"						
		CIL1280	CIL1480	CIL1680			
		3	6	9			

		2-Panel Units: Inswing Door or True French Door				3-Panel Units: Inswing Door				
		Fixed Only								
Call Height	Unit/Frame H.	4-0	5-0	5-4	6-0	7-6	8-0	9-0	Call Width	
		4'-0 1/2"	5'-0 1/2"	5'-4 1/2"	6'-0 1/2"	7'-6 1/8"	8'-0 1/8"	9'-0 1/8"	Unit/Frame Width	
	R.O. Height	Panel Height							R.O. Width	
	6-8"								Panel Width ea.	
6-8"	79 1/2"									
		CID or CFD 4068	CID or CFD 5068	CID or CFD 5468	CID or CFD 6068	CID7668	CID8068	CID9068		
		15	18	21	24	27	30	33		
6-11"	82 1/2"									
		CID or CFD 40611	CID or CFD 50611	CID or CFD 54611	CID or CFD 60611	CID76611	CID80611	CID90611		
		16	19	22	25	28	31	34		
8-0"	93 1/16"									
		CID or CFD 4080	CID or CFD 5080	CID or CFD 5480	CID or CFD 6080	CID7680	CID8080	CID9080		
		17	20	23	26	29	32	35		

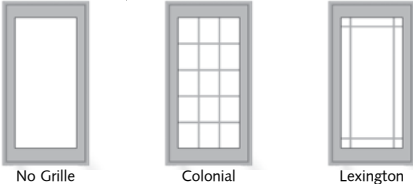
Operation Options for Inswing Doors - Specify the operation for the door as shown below. Operation is as viewed from the outside.



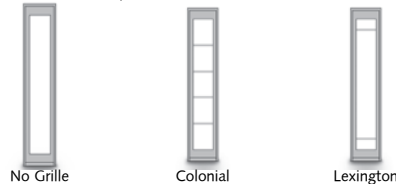
Operation Options for True French Doors - Specify the operation for the door as shown below. Operation is as viewed from the outside.



Grille Patterns for Inswing & True French Doors



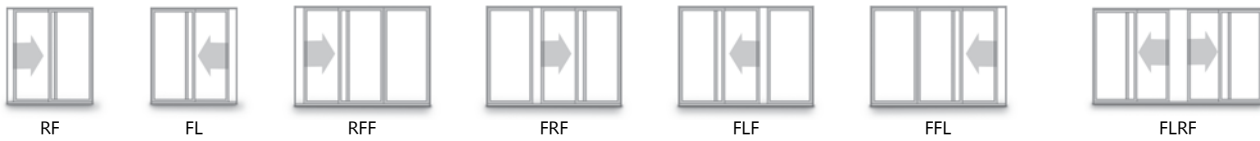
Grille Patterns for Sidelites






		Sliding Door Units					
Call Height	Unit/Frame H.	5-0	6-0	7-6	9-0	12-0	Call Width
6-8	80 1/16"	58 7/8"	70 7/8"	90 3/4"	108 3/4"	140 15/16"	Unit/Frame Width
	R.O. Height	4'-11 3/8"	5'-11 3/8"	7'-7 1/4"	9'-1 1/4"	11'-9 7/16"	R.O. Width
	Panel Height	30"	36"	30"	36"	36"	Panel Width
		1	3	5	7	9	
		CSD5068	CSD6068	CSD7668	CSD9068	CSD12068	
8-0	95 1/16"	2	4	6	8		
	R.O. Height	8'-0"					
	Panel Height	94"					
		CSD5080	CSD6080	CSD7680	CSD9080		

Operation Options for Sliding Doors - Specify the operation for the door as shown below. Operation is as viewed from the outside.




		Fixed Panels Units		
Call Height	Unit/Frame H.	2-6	3-0	Call Width
6-8	80 1/16"	31 7/8"	37 7/8"	Unit/Frame Width
	R.O. Height	2'-8 3/8"	3'-2 3/8"	R.O. Width
	Panel Height	30"	36"	Panel Width
		1	3	
		CSD2668	CSD3068	
8-0	95 1/16"	2	4	
	R.O. Height	8'-0"		
	Panel Height	94"		
		CSD2680	CSD3080	

Grille Patterns for Sliding Door & Fixed Panel Units



SunClad Bay & Bow Windows



SunClad Bay & Bow windows are available in a wide range of styles and sizes. Assembled from SunClad Double Hung or Casement windows combined with SunClad Fixed Lite windows, Bays & Bows feature 1-1/4" Head & Seat boards and cable support system.

Contact your Sun Windows representative for more information or visit www.sunwindows.com.

